



ENGINEERING. INNOVATION.

Digital Asset Management in The Energy Sector



Gareth McIntyre


GD i Director

Mass Data Capture



GD i have collaborated to digitise a vast amount of critical energy infrastructure.


2016 - present



GD i with the NZTC created and Deployed Vision

2018

Industry Partners



Remote Visual Inspection



GD i and NZTC Transformed Remote Visual Inspection

2019

Industry Partners




GD i worked with UKAS to attain worlds first UKAS accreditation

2023



23644



GDi and NZTC Developed Automation

2022

Industry Partners



GD i, KTP and University of Aberdeen
Transformed Engineering

2022



The screenshot shows the GDi software interface. On the left is a sidebar with navigation options: Underdeck, Cellar Deck, Mezzanine Deck, Main Deck, Annotations (highlighted), Equipment Tags, VIS Tags, and Download Requests. The main area displays a table of annotations with the following columns: Source, Verified, Name, Equipment, Category, Category Type, Tag, Description, Groups, External Link, and Sub Items.

Source	Verified	Name	Equipment	Category	Category Type	Tag	Description	Groups	External Link	Sub Items
Scan	NA	BLP Riser Access Platform		Projects	Project			Group 1		0
Scan	NA	0001		Projects	Project					2

At the bottom right of the table, it shows 'Rows per page: 25' and '1-2 of 2'.

GDI CONTINUE TO **COLLABORATE THROUGHOUT THE ENERGY SECTOR** TO ENSURE PRODUCTS AND SERVICES ARE:

- CUTTING EDGE
- FIT FOR PURPOSE
- TAILORED TO THE INDUSTRY/CLIENTS NEEDS
- COST EFFECTIVE
- TRANSFORM OPERATIONS



01224 050060

enquiries@globaldi.co.uk